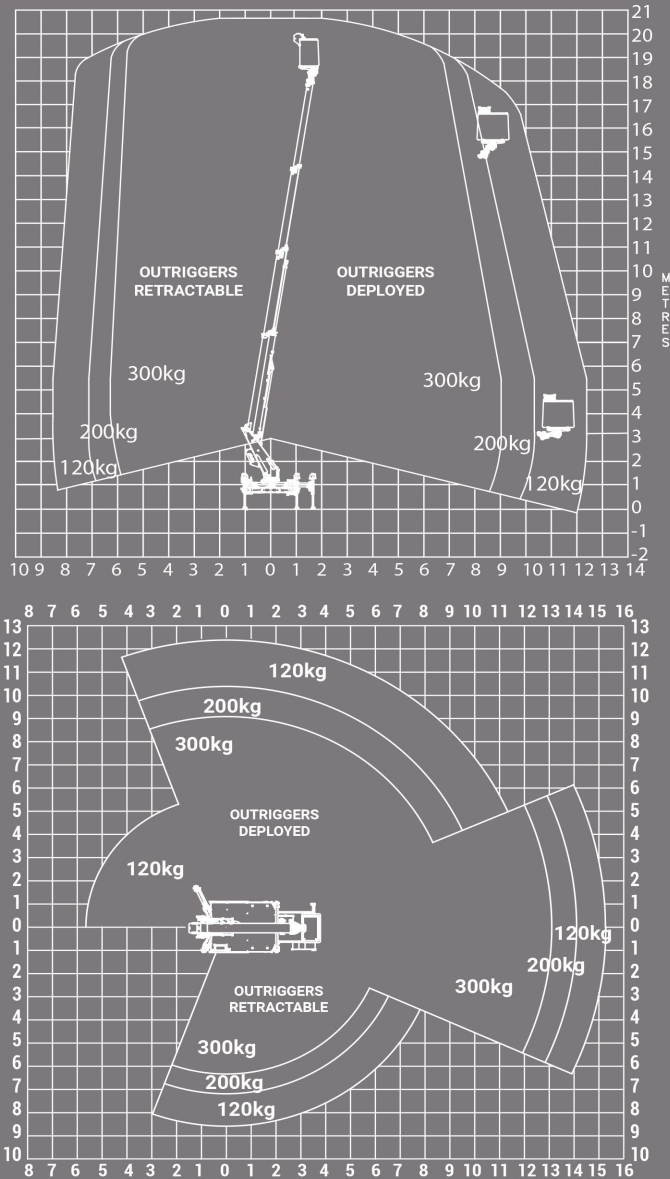


KT20 TELESCOPIC AERIAL PLATFORM

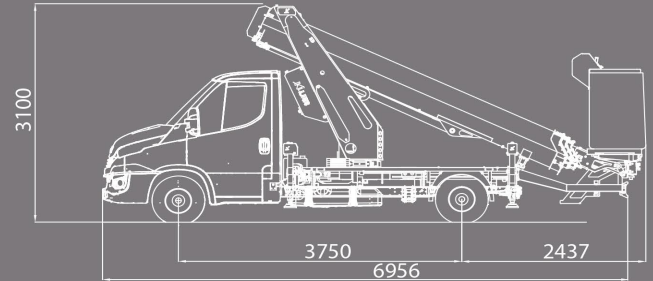
mounted on a chassis

KT20

WORKING DIAGRAM



VEHICLE DRAWING



STANDARD SPECIFICATIONS

- Engine start and stop from basket
- Independent emergency manual pump with all the features in the basket for maximum security
- Proportional controls
- Hoses and cables are inside the boom structure for maximum protection
- Double stabilization :
 - Outriggers in the template for reduced congestion in the streets (working outreach reduced)
 - Outriggers extended at the front, left side or right side for a full working outreach
- Aluminium boom for optimum stability
- Automatic stabilization (top and bottom)
- Home function with automatic stabilizer lift

AERIAL PLATFORM OPTIONS

- Signalling devices (triflash, 2 flashing lights, reflective strips)
- 220V electric socket in the basket
- Fully opening insulated basket
- Basket BT200
- Aluminium chests and side panels
- Side ladder rack
- Toolholders in the basket

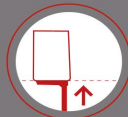
For more platform options, please contact us before ordering



20.60m
(677")



Up to 12.50m
(41'10")



18.60m
(61'0")



420°



Rotating basket
2x90°



Up to 300kg



4 outriggers
extendable front



125 x 75 x 110cm



≤ 3.5T



POSSIBLE TYPES OF VEHICLES

- IVECO DAILY (wheelbase 3750)
- MERCEDES 313 CDI (wheelbase 3665)

For vehicle options, please contact us before ordering

/ DEMONSTRATION ON DEMAND